

TRIPLE DIFFUSED PLANER TYPE
HIGH VOLTAGE,HIGH SPEED SWITCHING

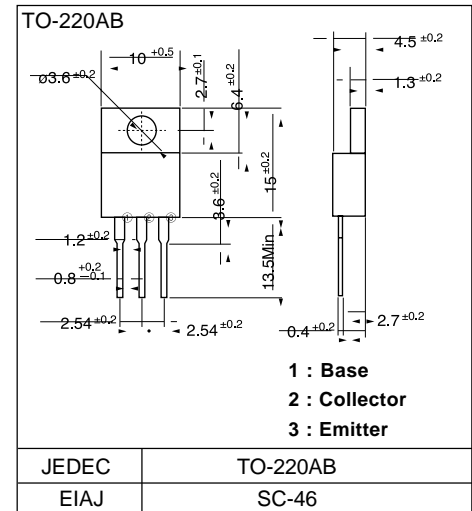
■ Features

- High voltage,High speed switching
- Low saturation voltage
- High reliability

■ Applications

- Switching regulators
- DC-DC convertor
- Solid state relay
- General purpose power amplifiers

■ Outline Drawings



■ Maximum ratings and characteristics

● Absolute maximum ratings (T_c=25°C unless otherwise specified)

Item	Symbol	Ratings	Unit
Collector-Base voltage	V _{CB0}	450	V
Collector-Emitter voltage	V _{CE0}	400	V
Emitter-Base voltage	V _{EB0}	10	V
Collector current	I _C	7	A
Base current	I _B	2	A
Collector power dissipation	P _C	40	W
Operating junction temperature	T _j	+150	°C
Storage temperature	T _{stg}	-55 to +150	°C

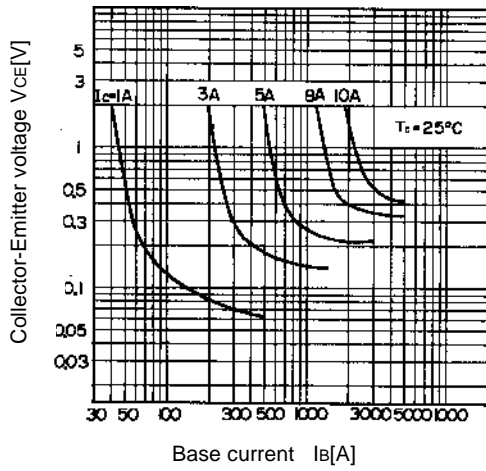
● Electrical characteristics (T_c =25°C unless otherwise specified)

Item	Symbol	Test Conditions	Min.	Typ.	Max.	Units
Collector-Base voltage	V _{CB0}	I _{CBO} = 1mA	450			V
Collector-Emitter voltage	V _{CE0}	I _{CEO} = 0.2A	400			V
Emitter-Base voltage	V _{EB0}	I _{EBO} = 1mA	10	-		V
Collector-Base leakage current	I _{CBO}	V _{CB0} = 450V		-	0.1	mA
Emitter-Base leakage current	I _{EBO}	V _{EB0} = 10V		-	0.1	mA
D.C. current gain	h _{FE}	I _C = 4A, V _{CE} = 5V	10			
Collector-Emitter saturation voltage	V _{CE(Sat)}	I _C = 4A, I _B = 800mA			0.8	V
Base-Emitter saturation voltage	V _{BE(Sat)}				1.2	V
*1	t _{on}	I _C = 5A, I _{B1} = 1A			1.0	μs
Switching time	t _{stg}	I _{B2} = -2A, R _L = 30 ohm			2.5	μs
	t _f	P _w = 20μs Duty=<2%			0.5	μs

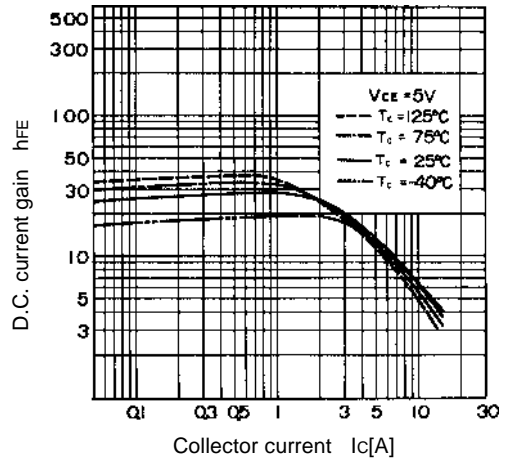
● Thermal characteristics

Item	Symbol	Test Conditions	Min.	Typ.	Max.	Units
Thermal resistance	R _{th(j-c)}	Junction to case			3.0	°C/W

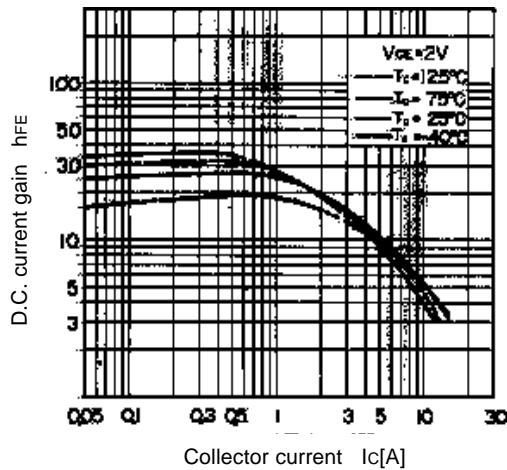
Characteristics



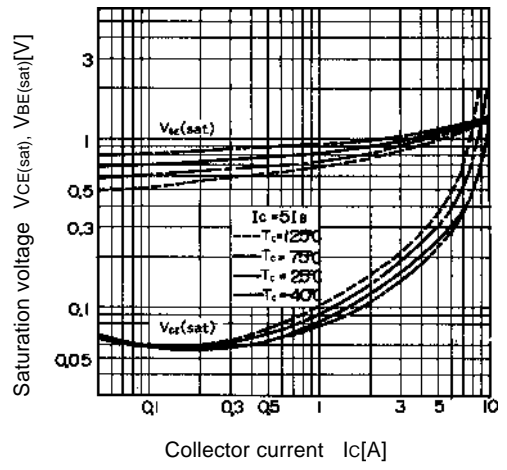
Collector Output Characteristics



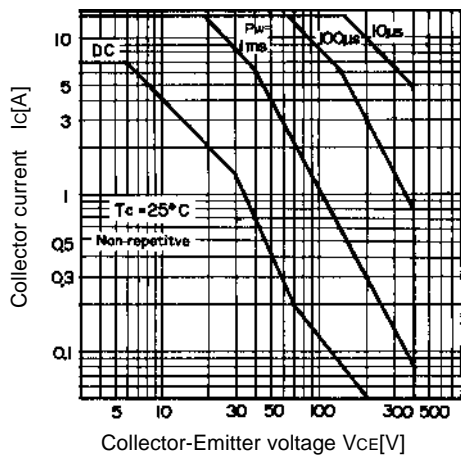
DC Current Gain



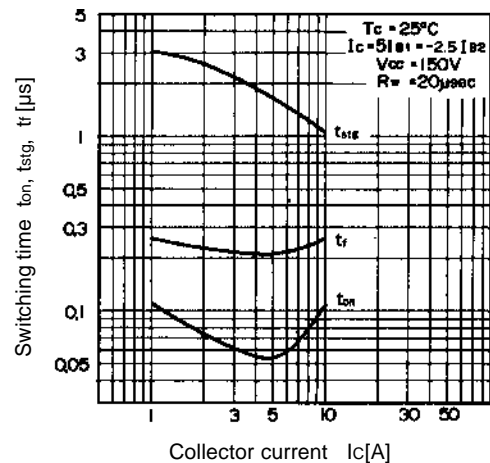
DC Current Gain



Base and Collector Saturation Voltage



Safe Operating Area



Switching Time